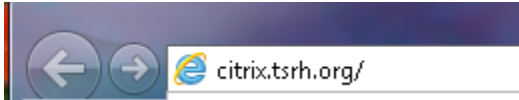


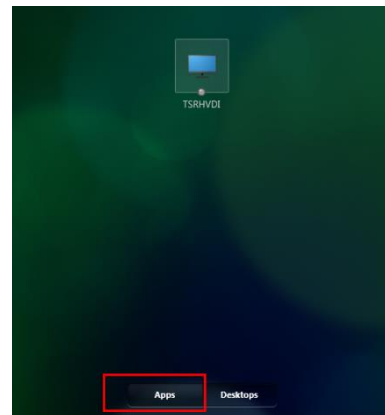
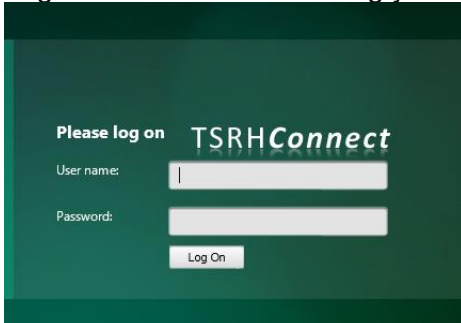
This is to provide guidance in accessing Rite Resources and other applications through Citrix. If you experience trouble with accessing Citrix or the applications please call the Help Desk at x8357.

### Access Citrix:

1. External access may be linked from tsrh.org Staff Links or by typing in citrix.tsrh.org into the internet browser:



2. Login to TSRHConnect using your network ID and password:

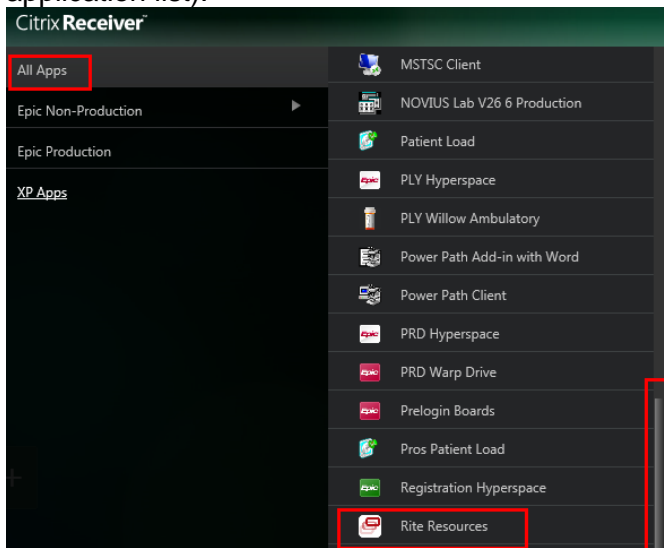


3. Click on Apps at the bottom of the screen:


4. Click on the '+' sign on the left side of the screen:



5. Click on All Apps and select Rite Resources (use the right scroll bar to search through the application list):



This will move the Rite Resources link to the main page:



You will not have to repeat this step each time when accessing Citrix. This should pin the icon to your dashboard.

You can now click on the icon to access Rite Resources.

Additionally, you can add other applications to the dashboard for ease of access.

In order to access **Lawson Employee Self Service (ESS)** you will need to add the Internet Explorer 9 to access through the Intranet:

